



## Club Newsletter LION LOPS UK

Edition 15  
September 13

**MJBS JOINERY**  
Fully Qualified Joiner  
Hutches, Show Boxes,  
Breeding Blocks, Kennels  
and Sheds.  
All Custom Made  
to Own Designs.  
[www.facebook.com/mjbsjoinery](http://www.facebook.com/mjbsjoinery)  
e-mail: [mbjsjoinery@hotmail.co.uk](mailto:mbjsjoinery@hotmail.co.uk)  
Tel: 07946824458

**blue  
rock**

Lion Lops in blue point and himalayan

Julie Messenger & Phil Rogers  
tel: 01726 823611



Welcome to the latest newsletter, I have to admit when I started writing this one, I was stuck for interesting things to fill the pages but I wondered why? We have had a marvelous few months weather wise, there have been agricultural shows all over the country, some of us have been on holiday - all sorts of lovely things have happened and yet no-one seems to want to tell us all about it. Is this another result of the 'dreaded' Facebook I wonder. Is it because we paste all our news, results, worries and celebrations out there for all to see? If we need to know something, then we merely 'search' it on Google! If that is the case, should I even bother trying to produce a Newsletter each quarter?

OF COURSE I should, after all not everyone is on Facebook or even has a computer. But I cannot do it alone, I NEED YOU! So I have complied this one with some cajoling and bullying on my part and politely request that when the time comes for me to write the final one of the year in December, I have so much to include that it is a Bumper Issue! After all this will be my final edition and next year it could be you sat here with the 'Editor's' hat on having wrack your brains for copy.

Having said all that, I have had a great summer and I hope you all have too. Cinnamon is now 'Officially' recognised and I hope people have other colours that they are working on to try and get standardised. It seems sad that we are having to continue to work so hard to prove ourselves but 'Hey Ho' we all like the occasional challenge, we must do, after all, we keep Lion Lops!



Phil Batey judging at Emley, Mim doing his book and their stewards on the day.

**Jane Bramley**  
[www.uptonlops.co.uk](http://www.uptonlops.co.uk)  
Pioneer Lion Lop Breeder  
Many Colours Available  
Also Mini Lops, Dwarf  
Lops and Mini Satins  
Foundation stock supplied  
to many top studs  
01977 640243 or  
[uptonlops@btinternet.com](mailto:uptonlops@btinternet.com)

## An Insight Into Our Members..

- 1) In 50 words or less, describe how you got into the fancy.
- 2) What was the first breed you kept?
- 3) What attracted you to Lion Lops?
- 4) Other than Lion Lops, how many and which breeds do you keep?
- 5) Which Clubs do you support, attend or are a member of?
- 6) How long does it take to feed your rabbits each day?
- 7) Where do you keep your prize cards and rosettes?
- 8) Which part of your rabbits do you spend most time looking at?
- 9) How do you dispose of your rabbit waste?
- 10) What is the most amusing thing that has happened or you have seen whilst keeping rabbits?

1. I got started in the fancy by a customer buying tropical fish from me one day. She told me to bring my new pet rabbit to a show and it started from there really. From my pet lion lops Talullah and Babushka, I progressed to a couple of naff "show" lion lops, and after they got laughed off the show table I was introduced to Jane to get some "proper stock". Now, 60 plus rabbits later, I wonder if I am either a tad greedy or just an utter fruit cake??? And all those original lion lops are still here! (whoops gone well over the 50 words!! sorry)

2. First breed was the Lion Lops.

3. What first attracted me??? Well, you only have to look at one, don't you

4. I now keep Lion Lops, Mini Lops, Dwarf Lops, English Lops, German Lops and Lion heads. Greedy?? Moi??

5. LLUK of course, Devon And Cornwall Lop Circle, 3 local Cornish Clubs and South Devon Fanciers.

6. It takes Phil and I about 4 hours every night to change all the waters and feed all the rabbits.

7. Each rabbit has an envelope with their cards in there. All rosettes are hung in our Fluffy Room with the Lion Lops and Lion heads.

8. Ha ha - what a funny question I guess should be looking at their strengths and weaknesses but I admit to still being won over by cuteness!!

9. About 50 million trips to the local dump every week!! We know them all by first names and I suspect we will be exchanging Christmas cards this year

10. The most amusing thing to me is seeing the baby bunnies discovering they have back legs for the first time!! Watching a litter of babies binkyng around always remind me of those uncontrollable CrackerJack fireworks we had as kids!!



**JULIE  
MESSENGER**

1. By falling in love with my first pet "Dolly" a blue b/fly mini lop.

2. My first breed was the mini lop.

3. The fact that it needed some work and that it was obviously not given the credit it deserved and I wanted to be part of that. Never did I realise how much my love for this breed would grow.

4. I also keep mini lops, and am currently working on a line to incorporate them with my lion lops to bring some better type and coat in. In total there is a small stud of 21 rabbits and numerous babies in nest.

5. I became a BRC member in 2012 so I could start my growing passion for exhibiting my rabbits

I have recently become a LLUK member, my first show will be at the London Championships, I feel incredibly passionate about this breed and I hope to support the club as much as I can through the end of this year and 2014.


6. Well two trips a day topping up water and once again at night for food probably 30-40 mins with cuddles and head fuss in between!!

7. As a new exhibitor to the fancy I have a rather small amount! Eight cards precisely! I am yet to earn a CC from my own rabbits and I hope to make this happen very soon! I have a rather large pin board which at the moment looks a little empty but big enough for all my future winnings!!!

8. Probably wrongly I am a sucker for a good set of ears!

9. It gets burnt or taken to the local tip or if I ask nicely enough down the street I can put in garden waste dustbins

10. Probably my first show stewarding, being sprayed directly in the mouth by a buck and then being told by a judge if I spent less time talking I wouldn't have got a mouthful!



**BECKY HEWITT**

## Officers & Committee

### President/Chairperson

Jane Bramley  
uptonlops@btinternet.com  
Or Tel: 01977 640243

### Secretary

Mrs M Machray  
57 Sycamore Rd.  
Northway, Tewkesbury  
Gloucestershire. GL20 8PU  
Tel: 01684 850884 / 07882 683107  
e-mail: mim.machray@sky.com

**Treasurer:** Garry Richardson

**Asst. Show Secretary:** Betty Webster

### Committee:

Nicky Walters  
Kirstie Kaister  
Sandra Grainger  
Dave Graham  
Anne Hipkiss  
Mel Stirr  
Christine Terry

## 2013/2014

### Breeder Panel Judges

Mr P Batey  
Mrs J Bramley  
Mr O Brasier  
Mrs K Caister  
Mrs M Cawdron  
Mrs H Childs  
Mrs A Fletcher  
Mr D Graham  
Ms S Grainger  
Mrs A Hipkiss  
Mr A Hicks  
Mr A Lipski  
Mrs M Machray  
Mrs L Massey-Beeston  
Mrs C Mitcheson  
Mr M Stirr  
Mrs C Terry  
Mrs N Walters  
Mrs R Waring

### Open Panel Judges

Mr A Beasley  
Mr G Boot  
Mr P Brasier  
Ms H Elliott  
Mr R Everitt  
Mr P W Faint  
Mr S Germany  
Mr G Hodson  
Mr N Jefferis  
Mrs G McKell  
Mr D Medlock  
Ms L Morris  
Miss J Pooke  
Mr G Richardson  
Mrs S Stephen  
Mrs S Tubbs  
Mrs G Webb-Bailey  
Mr R Whincup-Grindey  
Mr S Whincup-Grindey

## PRICES

Adult Membership	£5.00
Senior Membership	£2.50
Junior Membership	£2.50
Embroidered Coat Badge	£4.00
Coat Badge	£1.00
Coin Key Ring	£1.00
Logo Key ring	£1.50
Heat Lamps	£26.00
Show Racks (pair)	£30.00
A4 Poster of Colours	£1.00

Although we have included the prices, please note - the lamps and racks are currently out of stock but we are working on getting new supplies.





The lovely U/5 Agouti that won the Young Stock Show for Zashion Stud at Emley Show



Bonita, the SM Bluepoint that won BiS for Zashion Stud at Coventry.



"Rose" Lorraine Sunderland's REW that won the Adult Stock Show at Emley

#### **MEMBERS POINTS**

Zashion Stud 20  
Jane Bramley 17  
Ady Ley 17  
Lorraine Sunderland 12  
Walnut Stud 10  
Lynne Lapis 6  
Liz Massey-Beeston 5  
Sandra Grainger 4  
Sharon Oston 3  
Darkside Stud 1

#### **JUNIORS POINTS**

Wiggy Stud 4  
Tendele Stud 4

#### **Mim has booked some stock shows already for 2014.....**

March - Doncaster - Oliver Brazier  
May - Southern Champs - TBC  
August - Emley - TBC  
Nov - Coventry - Simon Wincup-Grindey

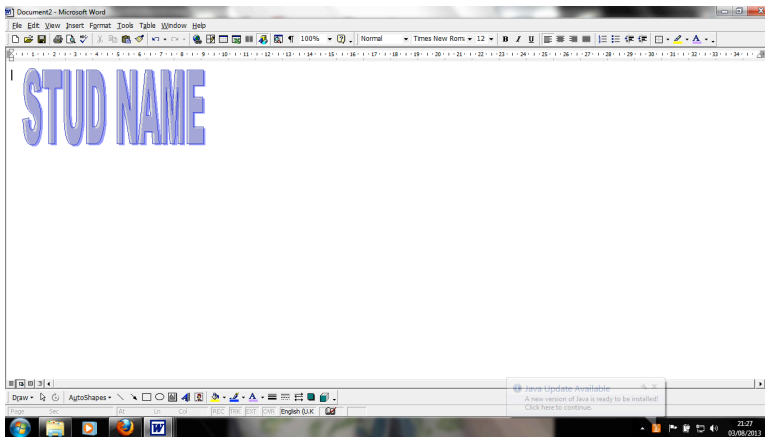
We are hoping to go back to London and also one other, maybe Humberside Champs but she is open to suggestions.

Newsletter Editor : Lynne Lapis, 11 Ruskin Cl., Wath upon Dearne, Rotherham. S63 6NU.  
e-mail: [lynnekaren@hotmail.co.uk](mailto:lynnekaren@hotmail.co.uk)

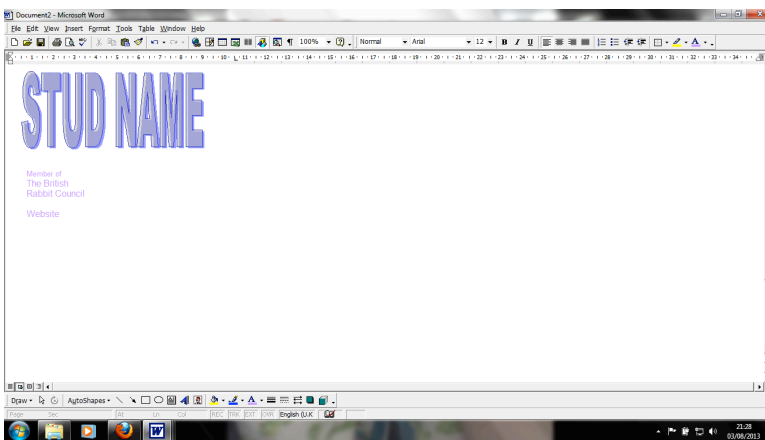
**This Newsletter has kindly been sponsored by John Hopewell (Marketing), suppliers of Ezi-Filla Bottles and other Rabbit Supplies. [www.johnhopewell.co.uk](http://www.johnhopewell.co.uk)**

Karen Levy has kindly produced this to explain how to create your own personalised Pedigree.

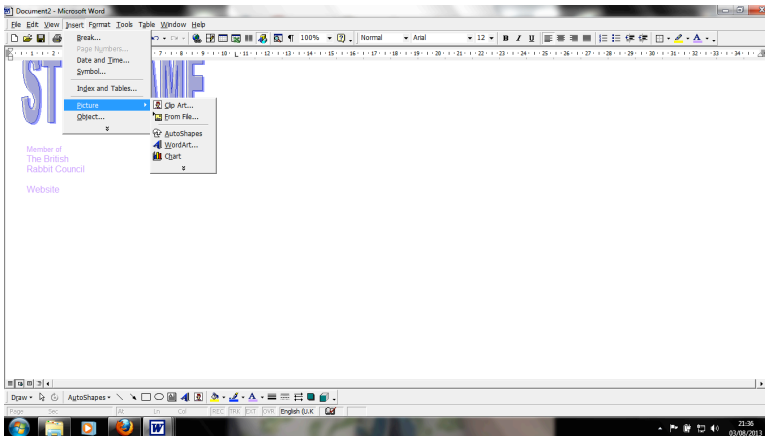
Thank You Karen



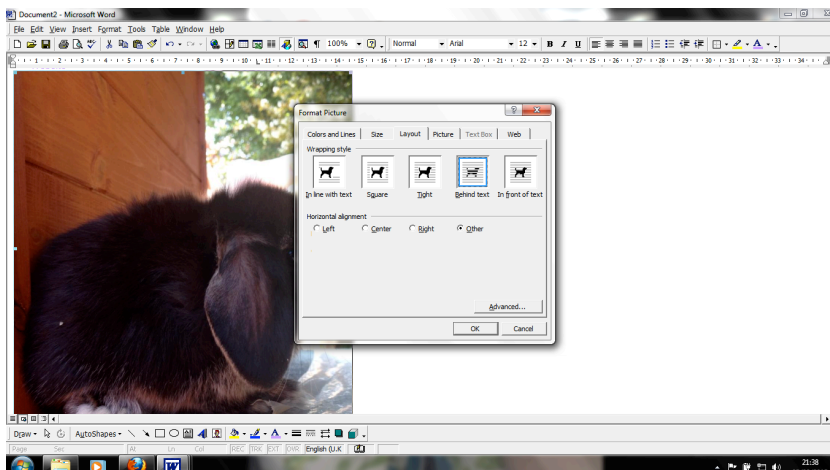
Enter your Stud name.



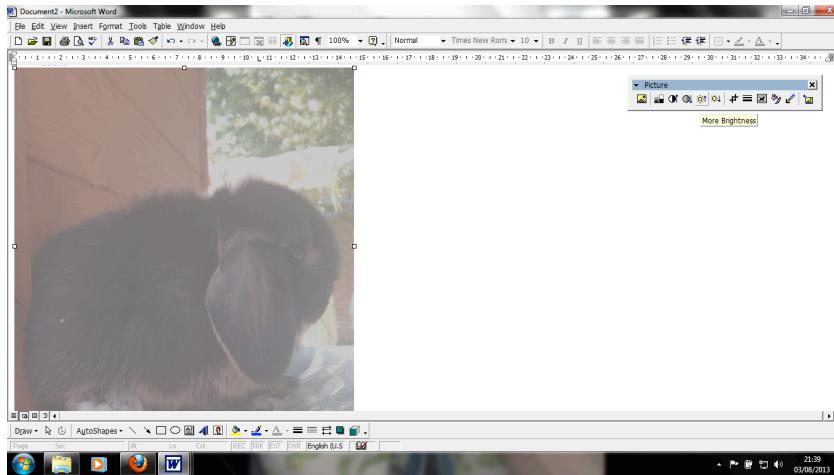
And any other details.



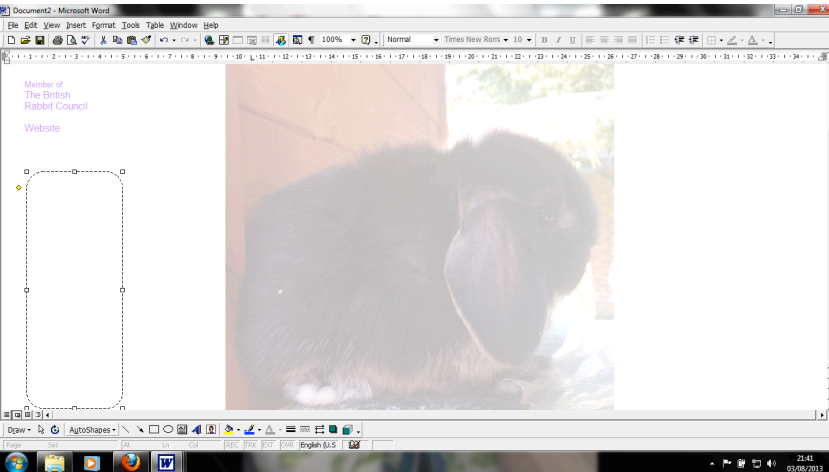
To add a background picture insert a picture of your choice.



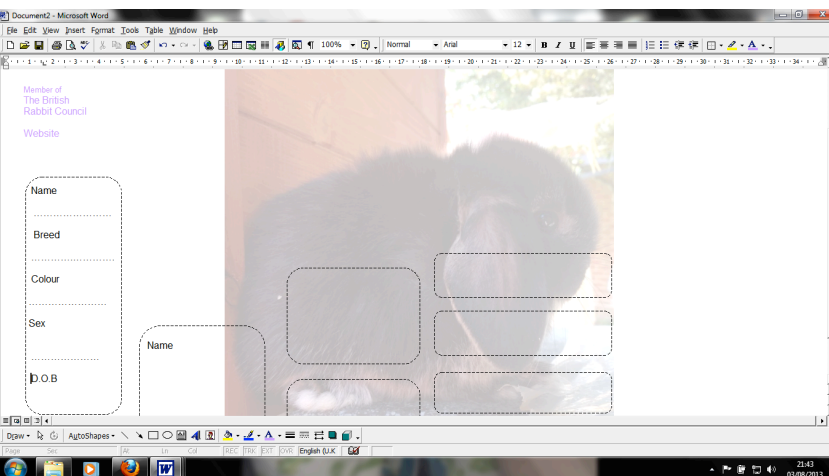
Set the picture so it is behind text



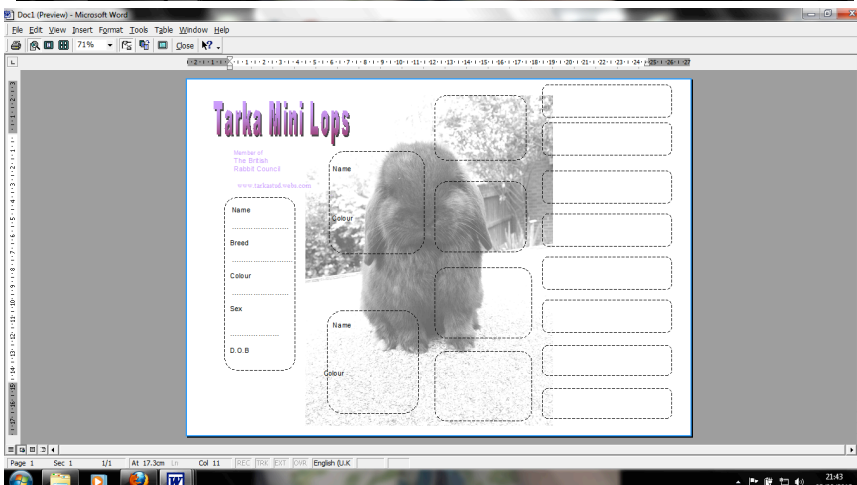
Change the brightness to get the picture lighter



Insert a shape and start giving headings - Sex, Breed, DOB, Colour etc.



Then make the boxes smaller and longer as you go along.



Eventually, you will have something similar to this.

I hope this helps to explain how to create beautiful, individual pedigrees for those who, like so many of us, give a copy to people who buy our rabbits.